



UPGRADE YOUR VISION

Joe Jonas chose the EVO ICL lens (EVO) procedure to help him get rid of the hassles of his contacts and glasses.



The visual freedom you deserve

Ditch foggy glasses and dry contacts.
The EVO ICL lens allows you to unlock visual freedom and a life rich with new experiences.

EVO can help you **see the world the way it's meant to be seen** – with sharp, clear vision.¹

A proven history of ICL success

With
2,000,000+
ICLs distributed

over
20 YEARS
in eyes around the world

**EXCEPTIONAL
PATIENT SATISFACTION**

99.4% of patients surveyed say they would have the procedure again.²

Benefits of EVO ICL

EXCEPTIONAL VISION DAY AND NIGHT



Experience what life has to offer throughout the day **without compromising your night vision.**^{1,3}

Day or night — you can rely on EVO for exceptional vision.^{1,3}

IN HARMONY WITH YOUR NATURAL EYE



Similar to adding a lens to a camera, EVO is additive and works together with the natural parts of your eye to improve your vision.

NO DRY EYE SYNDROME



Clinically proven to not cause or worsen dry eye syndrome.⁴

YOUR FUTURE'S BRIGHT, AND PROTECTED



EVO is made of Collamer®, a material shown to be safe in the eye. Collamer provides UV protection and contains collagen, a naturally occurring protein in the body.

Created for your well-being

MADE WITH COLLAMER — A SAFE, BIOCOMPATIBLE AND PREMIUM MATERIAL

Collamer is biocompatible with your eye, and is made with collagen, a **protein which naturally occurs in your body**. Shown to be safe and effective, and produced with high quality materials, Collamer is used exclusively by STAAR Surgical in EVO.

SOFT AND FLEXIBLE



EVO is ideal for your eye because of its **soft and flexible structure**. You won't even know it's there, apart from the fact that you have great vision.

Keep your peace of mind

A REMOVABLE OPTION THAT GIVES YOU FLEXIBILITY FOR THE FUTURE



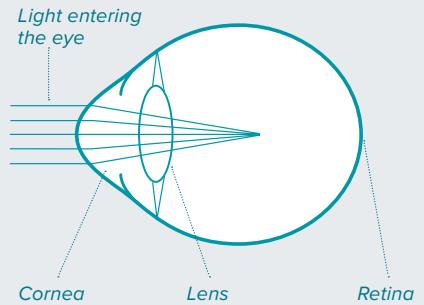
While EVO is designed to permanently correct your vision, **the lens can be removed** by a doctor, if necessary, or to keep pace with advancing technology and your future vision needs.



How EVO ICL works

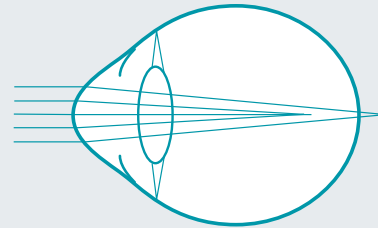
EVO functions in a similar way to glasses and contact lenses to correct myopia and myopia with astigmatism. **EVO is placed behind the iris (the colored part of the eye) and right in front of the natural lens**, helping you to achieve sharp, clear vision.¹

NEARSIGHTEDNESS (MYOPIA)



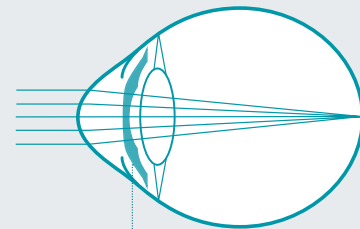
Light rays focus in front of the retina

ASTIGMATISM

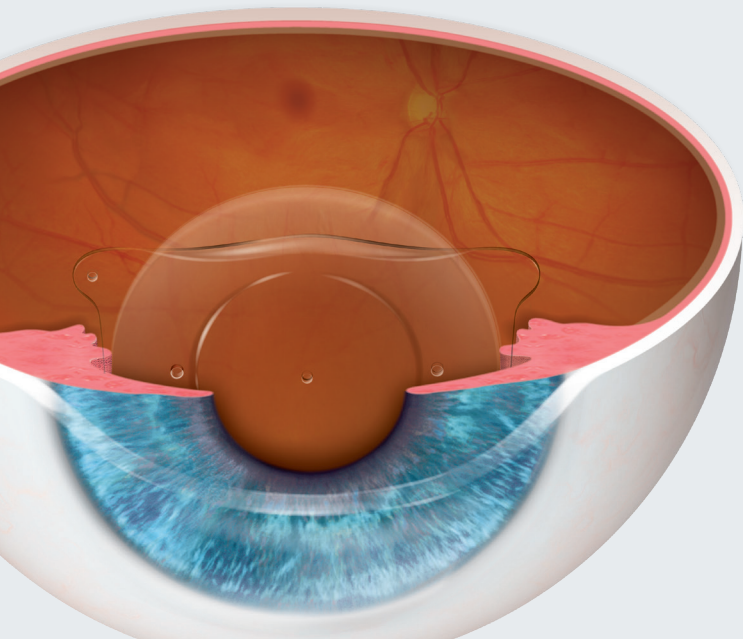


Light rays fail to focus at a single point on the retina

AFTER TREATMENT



EVO focuses light onto the retina creating clear vision



Quick and Safe Procedure

The EVO procedure is as quick or faster than watching an episode of your favorite binge-worthy series and has a short recovery time.

Getting ready for visual freedom!

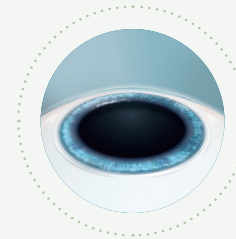
Before the day of your EVO procedure, your doctor will perform a series of standard tests to measure your eye's unique characteristics.

Time for your EVO lens!

When you arrive for your procedure, your doctor will administer eye drops to dilate and numb your eye.

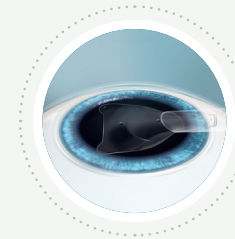
THE PROCEDURE FOLLOWS THREE EASY STEPS:

1



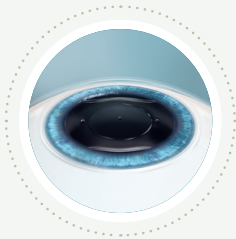
Your doctor will create a small opening at the edge of your cornea to insert EVO.

2



EVO is folded and inserted through this small opening.

3



Once the lens is inserted, your doctor will make any necessary adjustments to ensure proper positioning in the eye.

EVO is not visible to you or others.

The procedure is complete!

Many patients notice improved vision nearly immediately.

After-care: Consult with your doctor for further information on the recovery process.

Life with EVO

Real life stories from happy patients

Peyton List

Actress and Entrepreneur

“

*After learning about vision correction options from my doctor, EVO was the most appealing because there is **minimal down time...***



*And should I ever want to, the EVO lens can be **removed by a doctor** for added peace of mind.”*

“

*The results are **life changing** for me and with EVO, I now can simply wake up and go about my day.*



*The EVO ICL lens has **upgraded my vision**, putting the daily hassles of contacts and glasses behind me...”*


Joe Jonas

*Global Superstar,
Musician, and Actor*



IMAGINE YOUR LIFE WITH VISUAL FREEDOM

DISCOVER MORE ABOUT EVO ICL TODAY!



IMPORTANT SAFETY INFORMATION

The EVO Visian ICL lens is intended to correct/reduce nearsightedness between -3.0 up to -20.0 D and treat astigmatism from 1.0 D to 4.0 D. If you have nearsightedness within these ranges, EVO Visian ICL surgery may improve your distance vision without eyeglasses or contact lenses. Because the EVO Visian ICL corrects for distance vision, it does not eliminate the need for reading glasses, you may require them at some point, even if you have never worn them before. Since implantation of the EVO Visian ICL is a surgical procedure, before considering EVO Visian ICL surgery you should have a complete eye examination and talk with your eye care professional about EVO Visian ICL surgery, especially the potential benefits, risks, and complications. You should discuss the time needed for healing after surgery. Complications, although rare, may include need for additional surgical procedures, inflammation, loss of cells from the back surface of the cornea, increase in eye pressure, and cataracts. You should NOT have EVO Visian ICL surgery if your doctor determines that 1) the shape of your eye is not appropriate, 2) you do not meet the minimum endothelial cell density for your age at the time of implantation, 3) you have moderate to severe glaucoma, 4) your vision is not stable; or 5) if you are pregnant or nursing.

For additional information with potential benefits, risks and complications please visit DiscoverICL.com

REFERENCES

1. Martínez-Plazs E, López-Miguel A, López-De La Rosa A, et al. Effect of the EVO+ Visian Phakic Implantable Collamer Lens on Visual Performance and Quality of Vision and Life, *Am J Ophthalmol* 2021;226: 117–125. **2.** Packer M. The Implantable Collamer Lens with a central port: review of the literature. *Clinical ophthalmology (Auckland, NZ)*, 2018;12:2427-38. **3.** Parkhurst GD. A prospective comparison of phakic collamer lenses and wavefront-optimized laser-assisted in situ keratomileusis for correction of myopia. *Clin Ophthalmol*. 2016 Jun 29;10:1209-15. **4.** Naves, J, Carracedo, G, Cacho-Babillo, I. Diadenosine Nucleotid Measurements as Dry-Eye Score in Patients After LASIK and ICL Surgery. Presented at American Society of Cataract and Refractive Surgery (ASCRS) 2012.

staar.com

© 2023 STAAR® Surgical Company

For more information, visit: evoicl.com

MKT-0437 Rev. 3

STAAR® Surgical Company
25651 Atlantic Ocean Drive
Lake Forest, CA 92630
(800) 352-7842